VACUUM RESISTANT



For use in vacuum environments in temperatures up to 300°C

Thru-beam, Diffuse, Limited diffuse type

Choose from three types of vacuum resistant fibers.
Separate lens are for long distance detection and side view detecton.

Thru-beam
NF-TN01

Diffuse
NF-DN01

Limited diffuse
NF-DN02

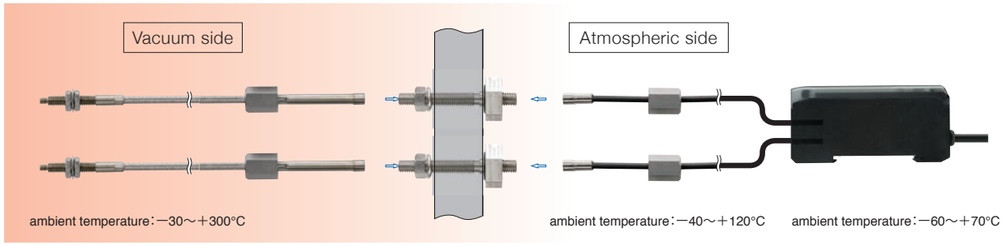

Lens for vacuum resistant fiber unit

Lens for long distant detection
NF-TA06

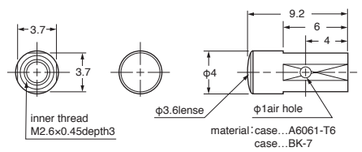

Sensing distance (unit=mm)

D3RF		D2RF	BRF
7-EL 3,500 6-UL 3,200 5-PL 2,800 4-LG 2,500	3-ST 1,200 2-FS 950 1-HS 300	Long 3,500 Std 1,500 Fast 900	1,000

ambient temperature：−30～+300°C

Lens for side view detection
NF-TA07 (only for NF-TN01)

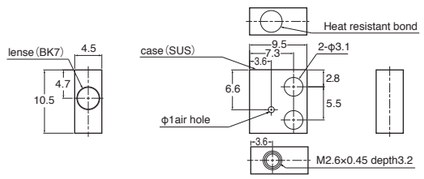

Sensing distance (unit=mm)

D3RF		D2RF	BRF
7-EL 3,500 6-UL 3,200 5-PL 2,800 4-LG 2,500	3-ST 2,300 2-FS 1,000 1-HS 350	Long 3,500 Std 1,700 Fast 700	1,000

ambient temperature：−30～+300°C

Specifications (Thru-beam/Diffuse/Limited Diffuse)

	Sensing head	Sensing distance (unit=mm) Value in parenthesis is the Minimum detectable object size. (copper wire) D3RF	D2RF	BRF	Operation temperature (℃～℃)	Radius (mm)	Part Number
Thru-beam	lens attachable Free cut (atmospheric side)	7-EL 790 6-UL 740 5-PL 640 4-LG 560 3-ST 360 2-FS 210 1-HS 70	Long 450 Std 280 Fast 130	150	−30～300	R=18	NF-TN01
Diffuse	Free cut (atmospheric side)	7-EL 470 6-UL 450 5-PL 390 4-LG 340 3-ST 220 2-FS 135 1-HS 41	Long 5～250 Std 5～200 Fast 10～70	100	−30～300	R=18	NF-DN01
Limited Diffuse	Detect glass Free cut (atmospheric side)	7-EL 0～22 6-UL 0～12 5-PL 0～11 4-LG 0～9 3-ST 0～7 2-FS 3～4 1-HS N.A.	Long 0～8 Std 2.5～5 Fast N.A.	3	−30～300	R=18	NF-DN02

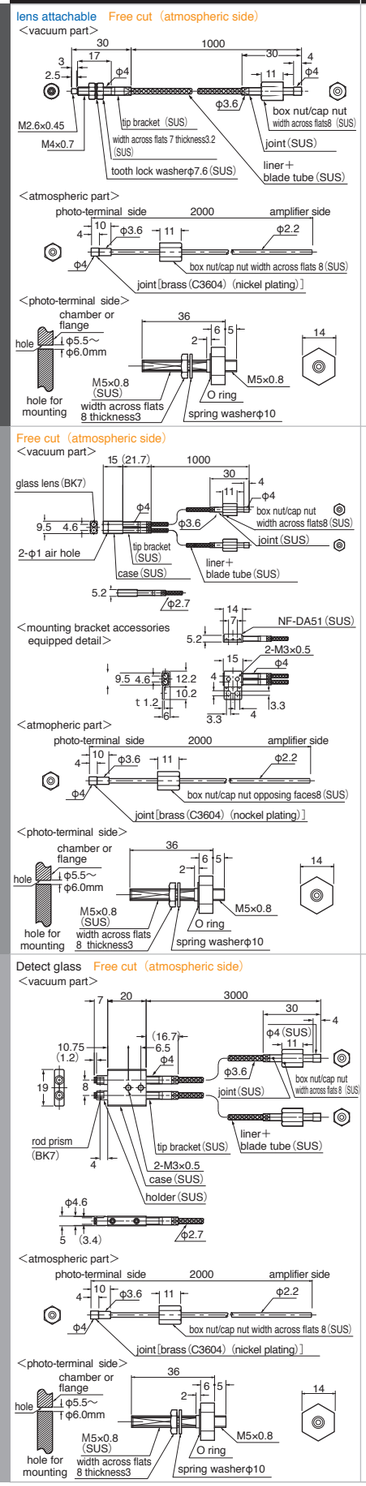

Operating humidity is 35~85%RH. Please use in 0~40℃ when it's 85%RH.
Sensing distance of diffuse type is for 500 x 500mm white paper.